

The Signet 2000 Micro Flow Rotor Sensor is constructed of Polyphenylene Sulfide (PPS) which provides high material strength. The 2000 offers two flow ranges starting at 0.11 or 1.13 lpm (0.03 or 0.3 gpm), for clean process liquids, regardless of fluid color or opacity.

This sensor can be connected to flexible tubing or rigid pipe, and uses standard hardware for mounting. Only one moving part and a low pressure drop across the sensor reduces operating costs and maintenance requirements.

Features

- **Operating range 0.11 to 12.11 lpm (0.03 to 3.2 U.S. gpm)**
- **Simple mounting**
- **¼ in. NPT or ISO threads for simple pipe or tubing connection**
- **Measures opaque and transparent liquids**
- **Low pressure drop**
- **Standard cable 7.6 m (25 ft)**

Applications

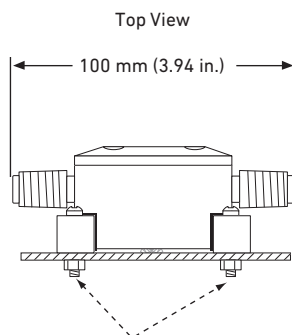
- **Coolant Flow**
- **Dosing**
- **Batch Dispensing**
- **Not recommended for Strong Oxidizers**

Specifications

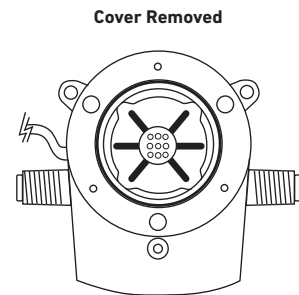
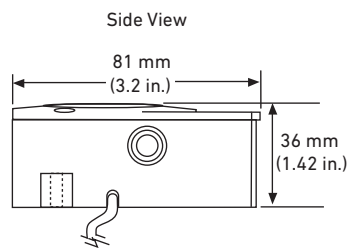
General			
Operating Range	-11 & -12 version	0.11 to 2.6 lpm	0.03 to 0.7 U.S. gpm
	-21 & -22 version	1.13 to 12.11 lpm	0.3 to 3.2 U.S. gpm
Linearity	±1.2% of full range		
Repeatability	±0.5% of full range		
Connections	¼ in. NPT (male) or ISO 7/1 - R1/4 (male)		
Wetted Materials			
Sensor Body and Cover	40% glass filled Polyphenylene Sulfide (PPS)		
Rotor	PEEK®, natural, unfilled		
Cover O-ring	FKM		
Electrical			
Power	5 to 24 VDC ±10%, regulated, 10 mA max.		
Output Type	Open-collector, sinking, 20 mA max.		
Cable Length	7.6 m (25 ft), can be extended up to 305 m (1000 ft)		
Cable Type	2-conductor twisted pair w/shield, 22 AWG		
Max. Temperature/Pressure Rating			
	0 °C to 80 °C @ 5.5 bar max.	32 °F to 176 °F @ 80 psi max.	
Shipping Weight			
	0.03 kg	0.7 lb	
Standards and Approvals			
Manufactured under ISO 9001 for Quality and ISO 14001 for Environmental Management and OHSAS 18001 for Occupational Health and Safety			

See Temperature and Pressure graphs for more information.

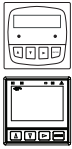
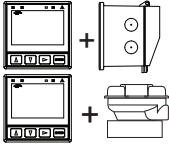
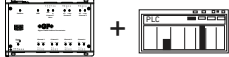


Dimensions



Mounting tabs for metric M3 or standard #6 screws on 68 mm (2.68 in.) bolt circle



System Overview

Panel Mount	Pipe, Tank, Wall	Automation System
Signet Instruments - 8900 - 9900-1P - 9900-1BC - 9950	Signet Instruments - 9900-1P with Rear Enclosure - 9900-1 with 3-8050 Universal Mount Kit	- 0486 Profibus Concentrator and Customer Supplied Programmable Logic Controller or - Programmable Automation Controller
		
Signet Model 2000 Sensor 		
Flexible tubing or rigid pipe (customer supplied) 		
All sold separately		

Application Tips

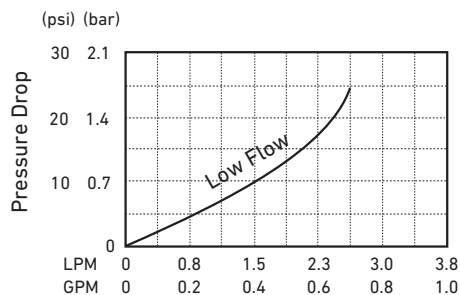
- For use in clean fluids - no suspended solids.
- Use the mounting tabs to secure the sensor to a flat horizontal surface, $\pm 30^\circ$.
- Verify chemical compatibility before installation.

Temperature/Pressure Graphs

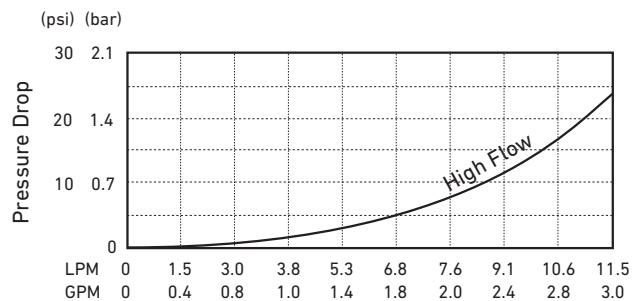
Note:

The pressure/temperature graphs are specifically for the Signet sensor. During system design the specifications of all components must be considered. In the case of a metal piping system, a plastic sensor will reduce the system specification.

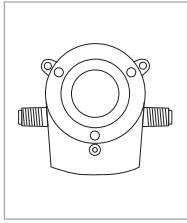
Low Flow



High Flow



Ordering Information



Mfr. Part No.	Code	Flow Range	End Fittings
Micro Flow Rotor Flow Sensor			
3-2000-11	198 822 000	Low flow, 0.11 to 2.61 lpm (0.03 to 0.7 gpm)	¼ NPT threads
3-2000-12	198 822 001	Low flow, 0.11 to 2.61 lpm (0.03 to 0.7 gpm)	ISO 7/1-R1/4 threads
3-2000-21	198 822 002	High flow, 1.13 to 12.11 lpm (0.3 to 3.2 gpm)	¼ NPT threads
3-2000-22	198 822 003	High flow, 1.13 to 12.11 lpm (0.3 to 3.2 gpm)	ISO 7/1-R1/4 threads

Accessories and Replacement Parts

Mfr. Part No.	Code	Description
3-2000.390	159 000 248	Replacement Rotor Kit
1220-0029	198 820 049	Cover O-ring
2450-0620	198 820 051	Cover Screw, each
5523-0222	159 000 392	Cable (per foot), 2 cond. w/shield, 22 AWG
3-8050-1	159 000 753	Universal Junction Box